

ITEM 4.9

CITY MANAGER'S REPORT OCTOBER 11, 2021 CITY COUNCIL REGULAR MEETING

ITEM: APPROVE PURCHASE OF THREE VEHICLES FOR PUBLIC WORKS, UTILITIES, AND MAINTENANCE SERVICES DEPARTMENTS AND RELATED BUDGET AMENDMENT

RECOMMENDATION: Adopt a Resolution Approving the Purchase of Three (3) City Vehicles from American Chevrolet for Public Works, Utilities, and Maintenance Services Departments and Related Budget Amendment.

SUMMARY:

The City operates and maintains a fleet of work vehicles for the purpose of inspecting, maintaining and operating City facilities and infrastructure. Due to the growth of the City and its operations additional fleet vehicles are needed for staff to continue to efficiently perform Citywide maintenance and repairs. Staff is requesting Council approval of the purchase of the following vehicles:

Division	Vehicle Description	Quantity	Price per Vehicle	Total Extended Price (Including Tax, Licensing and Fees)
Maintenance Services	2022 Chevrolet Silverado 2500HD 4WD	2	\$37,090	\$74,180
Utilities	2021 Chevrolet Silverado MD Crane Body	1	\$154,884	\$154,884
Subtotal				\$229,064

BACKGROUND:

The City operates and maintains a fleet of work vehicles for the purpose of inspecting, maintaining and operating City facilities and infrastructure. The current approved FY 2021-22 budget includes \$190,000 for the purchase of one (1) Chevrolet Silverado 2500 and one (1) Chevrolet Silverado MD with Crane Body Truck. Staff is requesting a budget amendment of an additional \$53,000 for the purchase of an additional Chevrolet Silverado 2500 Truck and the installation of additional equipment such as safety lighting and lift gate. Staff requested quotes from multiple dealerships which included a proposal from American Chevrolet, a Chevrolet dealer in Modesto. In

CITY MANAGER’S REPORT **PAGE 2**
OCTOBER 11, 2021 CITY COUNCIL REGULAR MEETING
APPROVE PURCHASE OF THREE VEHICLES FOR PUBLIC WORKS, UTILITIES,
AND MAINTENANCE SERVICES DEPARTMENTS AND RELATED BUDGET
AMENDMENT

accordance with LMC sections 2.36.050(D) and 2.36.110(B) the pricing provided by American Chevrolet is through the Government Pricing contract and was also the lowest of the quotes received.

RECOMMENDATION:

Due to the growth of the City and its operations, staff is requesting approval to purchase three (3) additional vehicles which will maximize the efficiency of staff time needed to perform Citywide maintenance and repairs.

FISCAL IMPACT:

The approved FY 2021-22 budget included \$190,000 for the purchase of one 2022 Chevrolet Silverado 2500 HD and one Chevrolet Silverado MD with a crane body. Staff is requesting Council approve the purchase of an additional Chevrolet Silverado 2500HD to meet the needs of the City Wide Maintenance needs.

Staff is requesting Council approve a budget amendment of \$53,000 which will include \$48,000 to be transferred from Park Maintenance Capital Replacement Fund, \$2,500 be transferred from the Water Capital Replacement Fund, \$1,500 will be transferred from the MWQCF Collection System Fund, and \$1,000 will be transferred from the MBR West Sewer Fund to fund the project as follows:

Decrease – Capital Replacement	
1010-243-00-00	\$48,000
Park & Landscape Maintenance Capital Replacement	
5620-243-0000	\$2,500
Water Capital Replacement	
Increase Appropriation	
1010-30-10-450-20-00	\$48,000
Park Maintenance	
5620-50-50-450-20-00	\$2,500
Water	
6010-5030-450-20-00	\$1,500
MWQCF Collection System	
6080-5034-450-20-00	\$1,000
MBR West Sewer	

OCTOBER 11, 2021 CITY COUNCIL REGULAR MEETING


**APPROVE PURCHASE OF THREE VEHICLES FOR PUBLIC WORKS, UTILITIES,
AND MAINTENANCE SERVICES DEPARTMENTS AND RELATED BUDGET
AMENDMENT**

ATTACHMENTS:

- A. Resolution of the City Council of the City of Lathrop approving a Budget Amendment and Purchase of Three (3) City Vehicles from American Chevrolet for Public Works, Utilities, and Maintenance Services Department.
- B. Quote – (2) 2022 Chevrolet Silverado 2500HD 4WD
- C. Quote – 2021 Chevrolet Silverado MD Crane Body

CITY MANAGER'S REPORT
OCTOBER 11, 2021 CITY COUNCIL REGULAR MEETING
APPROVE PURCHASE OF THREE VEHICLES FOR PUBLIC WORKS, UTILITIES,
AND MAINTENANCE SERVICES DEPARTMENTS AND RELATED BUDGET
AMENDMENT


APPROVALS:



Zachary Jones
Director of Parks, Recreation and
Maintenance Services

10.5.2021


Date



Cari James
Director of Finance

10/6/2021

Date



Salvador Navarrete
City Attorney

10.6.2021

Date



Stephen J. Salvatore
City Manager

10.6.21

Date

RESOLUTION NO.

**A RESOLUTION OF THE CITY COUNCIL OF THE CITY OF LATHROP
 APPROVING THE PURCHASE OF THREE (3) CITY VEHICLES FROM
 AMERICAN CHEVROLET, FOR PUBLIC WORKS, UTILITIES, AND
 MAINTENANCE SERVICES DEPARTMENTS AND RELATED BUDGET
 AMENDMENT**

WHEREAS, the City operates and maintains a fleet of work vehicles for the purpose of inspecting, maintaining and operating City facilities and infrastructure; and

WHEREAS, due to the growth of the City and its operations, additional fleet vehicles will minimize the number of staff hours needed to perform Citywide maintenance and repairs; and

WHEREAS, staff requested multiple proposals from various dealerships; and

WHEREAS, the proposal, from American Chevrolet, a Chevrolet Dealer in Modesto was the lowest priced quote received; and

WHEREAS, in accordance with LMC sections 2.36.050(D) and 2.36.110(B) the pricing provided by American Chevrolet is through the Government Pricing contract and was also the lowest of the quotes received.

WHEREAS, staff is requesting Council approve the purchase of the following vehicles:

Division	Vehicle Description	Quantity	Price per Vehicle	Extended Price (Including Tax, Licensing and Fees)
Maintenance Services	2022 Chevrolet Silverado 2500HD 4WD	2	\$37,090	\$74,180
Utility Maintenance	2021 Chevrolet Silverado MD Crane Body	1	\$154,884	\$154,884
			Subtotal	\$229,064

WHEREAS, the adopted Fiscal Year 2021/22 Budget included \$190,000 for one (1) Chevrolet Silverado 2500 HD 4WD and one (1) Chevrolet Silverado MD with Crane Body; and

WHEREAS, staff is requesting a budget amendment of \$53,000 for an additional one (1) Chevrolet Silverado 2500HD 4WD with lift gate and safety lighting.

NOW, THEREFORE, BE IT RESOLVED that the City Council of the City of Lathrop does hereby approve the purchase of three (3) City vehicles from American Chevrolet, assigned to Maintenance Services and Utility Maintenance division.

BE IT FURTHER RESOLVED, that the City Council of the City of Lathrop approve a budget amendment of \$53,000 to the adopted Fiscal Year 2021/22 Budget as follows:

Decrease – Capital Replacement	
1010-243-00-00	\$48,000
Park & Landscape Maintenance Capital Replacement	
5620-243-0000	\$2,500
Water Capital Replacement	
Increase Appropriation	
1010-30-10-450-20-00	\$48,000
Park Maintenance	
5620-50-50-450-20-00	\$2,500
Water	
6010-5030-450-20-00	\$1,500
MWQCF Collection System	
6080-5034-450-20-00	\$1,000
MBR West Sewer	

The foregoing resolution was passed and adopted this 11th day of October, 2021, by the following vote of the City Council, to wit:

AYES:

NOES:

ABSENT:

ABSTAIN:

Sonny Dhaliwal, Mayor

ATTEST:

APPROVED AS TO FORM:

Teresa Vargas, City Clerk



Salvador Navarrete, City Attorney



Dealership Information

Zach Riedinger
Fleet Manager

American Chevrolet
4742 Mchenry Ave
Modesto, Ca 95356
209.648.8265
zriedinger@americanchevrolet.com

Prepared By:

This document contains information considered Confidential between GM and its Clients uniquely. The information provided is not intended for public disclosure. Prices, specifications, and availability are subject to change without notice, and do not include certain fees, taxes and charges that may be required by law or vary by manufacturer or region. Performance figures are guidelines only, and actual performance may vary. Photos may not represent actual vehicles or exact configurations. Content based on report preparer's input is subject to the accuracy of the input provided.
Data Version 14803 Date Updated: Sep 27, 2021 11:54:00 PM PDT.



Vehicle: [Fleet] 2022 Chevrolet Silverado 2500HD (CK20743) 4WD Crew Cab 159" Work Truck (✓
Complete)

Quote Worksheet

	MSRP
Base Price	\$42,800.00
Dest Charge	\$1,695.00
Total Options	\$1,035.00
Subtotal	\$45,530.00
User Item	\$0.00
Subtotal Pre-Tax Adjustments	\$0.00
Less Customer Discount	(\$11,425.00)
Subtotal Discount	(\$11,425.00)
Trade-In	\$0.00
Subtotal Trade-In	\$0.00
Taxable Price	\$34,105.00
8.75%	\$2,984.19
Subtotal Taxes	\$2,984.19
Subtotal Post-Tax Adjustments	\$0.00
Total Sales Price	\$37,089.19

Dealer Signature / Date

Customer Signature / Date

This document contains information considered Confidential between GM and its Clients uniquely. The information provided is not intended for public disclosure. Prices, specifications, and availability are subject to change without notice, and do not include certain fees, taxes and charges that may be required by law or vary by manufacturer or region. Performance figures are guidelines only, and actual performance may vary. Photos may not represent actual vehicles or exact configurations. Content based on report preparer's input is subject to the accuracy of the input provided.
Data Version: 14803. Data Updated: Sep 27, 2021 11:54:00 PM PDT.



Vehicle: [Fleet] 2022 Chevrolet Silverado 2500HD (CK20743) 4WD Crew Cab 159" Work Truck (Complete)

Technical Specifications

Powertrain

Transmission

Drivetrain	Four Wheel Drive	Trans Order Code	MYD
Trans Type	6	Trans Description Cont.	Automatic
Trans Description Cont. Again	N/A	First Gear Ratio (:1)	4.03
Second Gear Ratio (:1)	2.36	Third Gear Ratio (:1)	1.53
Fourth Gear Ratio (:1)	1.15	Fifth Gear Ratio (:1)	0.85
Sixth Gear Ratio (:1)	0.67	Reverse Ratio (:1)	3.06
Clutch Size	N/A	Trans Power Take Off	N/A
Final Drive Axle Ratio (:1)	N/A	Transfer Case Model	Magna MP1625/6
Transfer Case Gear Ratio (:1), High	1.00	Transfer Case Gear Ratio (:1), Low	2.72
Transfer Case Power Take Off	N/A		

Mileage

EPA Fuel Economy Est - Hwy	N/A	Cruising Range - City	N/A
EPA Fuel Economy Est - City	N/A	Fuel Economy Est-Combined	N/A
Cruising Range - Hwy	N/A		

Engine

Engine Order Code	L8T	Engine Type	Gas V8
Displacement	6.6L/400	Fuel System	Direct Injection
SAE Net Horsepower @ RPM	401 @ 5200	SAE Net Torque @ RPM	464 @ 4000
Engine Oil Cooler	Yes		

Electrical

Cold Cranking Amps @ 0° F (Primary)	720	Cold Cranking Amps @ 0° F (2nd)	N/A
Cold Cranking Amps @ 0° F (3rd)	N/A	Maximum Alternator Capacity (amps)	170

Cooling System

Total Cooling System Capacity	N/A
-------------------------------	-----

This document contains information considered Confidential between GM and its Clients uniquely. The information provided is not intended for public disclosure. Prices, specifications, and availability are subject to change without notice, and do not include certain fees, taxes and charges that may be required by law or vary by manufacturer or region. Performance figures are guidelines only, and actual performance may vary. Photos may not represent actual vehicles or exact configurations. Content based on report preparer's input is subject to the accuracy of the input provided.
Data Version: 14774. Data Updated: Sep 24, 2021 12:52:00 AM PDT.



Vehicle: [Fleet] 2022 Chevrolet Silverado 2500HD (CK20743) 4WD Crew Cab 159" Work Truck (Complete)

Vehicle

Emissions

Tons/yr of CO2 Emissions @ 15K ml/year	N/A	EPA Greenhouse Gas Score	N/A
--	-----	--------------------------	-----

Chassis

Weight Information

Standard Weight - Front	0.00 lbs	Standard Weight - Rear	0.00 lbs
Base Curb Weight	N/A	Gross Axle Wt Rating - Front	4800 lbs
Gross Axle Wt Rating - Rear	6390 lbs	Curb Weight - Front	3849 lbs
Curb Weight - Rear	2784 lbs	Option Weight - Front	0.00 lbs
Option Weight - Rear	0.00 lbs	Reserve Axle Capacity - Front	951.00 lbs
Reserve Axle Capacity - Rear	3608.00 lbs	As Spec'd Curb Weight	6633.00 lbs
As Spec'd Payload	3367.00 lbs	Maximum Payload Capacity	3367.00 lbs
Gross Combined Wt Rating	24000 lbs	Gross Axle Weight Rating	11190.00 lbs
Curb Weight	6633.00 lbs	Reserve Axle Capacity	4557.00 lbs
Total Option Weight	0.00 lbs	Payload Weight Front	0 lbs
Payload Weight Rear	0 lbs	Gross Vehicle Weight Rating	10000.00 lbs

Trailer

Dead Weight Hitch - Max Trailer Wt.	5000 lbs	Dead Weight Hitch - Max Tongue Wt.	500 lbs
Wt Distributing Hitch - Max Trailer Wt.	14500 lbs	Wt Distributing Hitch - Max Tongue Wt.	1450 lbs
Fifth Wheel Hitch - Max Trailer Wt.	16650 lbs	Fifth Wheel Hitch - Max Tongue Wt.	4162 lbs
Maximum Trailering Capacity	18500 lbs		

Frame

Frame Type	Hydroformed	Sect Modulus Rails Only	N/A
Frame RBM	N/A	Frame Strength	N/A
Frame Thickness	N/A		

Suspension

Suspension Type - Front	Short/Long Arm	Suspension Type - Rear	Multi-Leaf Springs
Spring Capacity - Front	N/A	Spring Capacity - Rear	N/A

This document contains information considered Confidential between GM and its Clients uniquely. The information provided is not intended for public disclosure. Prices, specifications, and availability are subject to change without notice, and do not include certain fees, taxes and charges that may be required by law or vary by manufacturer or region. Performance figures are guidelines only, and actual performance may vary. Photos may not represent actual vehicles or exact configurations. Content based on report preparer's input is subject to the accuracy of the input provided.

Data Version: 14774. Data Updated: Sep 24, 2021 12:52:00 AM PDT.



Vehicle: [Fleet] 2022 Chevrolet Silverado 2500HD (CK20743) 4WD Crew Cab 159" Work Truck (✓ Complete)

Chassis

Suspension

Axle Type - Front	N/A	Axle Type - Rear	N/A
Axle Capacity - Front	N/A	Axle Capacity - Rear	N/A
Axle Ratio (:1) - Front	3.73	Axle Ratio (:1) - Rear	3.73
Shock Absorber Diameter - Front	51.0 mm	Shock Absorber Diameter - Rear	51.0 mm
Stabilizer Bar Diameter - Front	1.38 in	Stabilizer Bar Diameter - Rear	N/A

Tires

Front Tire Order Code	QHQ	Rear Tire Order Code	QHQ
Spare Tire Order Code	ZHQ	Front Tire Size	LT245/75R17E
Rear Tire Size	LT245/75R17E	Spare Tire Size	LT245/75R17E
Front Tire Capacity	N/A	Rear Tire Capacity	N/A
Spare Tire Capacity	N/A	Revolutions/Mile @ 45 mph - Front	N/A
Revolutions/Mile @ 45 mph - Rear	N/A	Revolutions/Mile @ 45 mph - Spare	N/A

Wheels

Front Wheel Size	17 x -TBD- in	Rear Wheel Size	17 x -TBD- in
Spare Wheel Size	17 x -TBD- in	Front Wheel Material	Steel
Rear Wheel Material	Steel	Spare Wheel Material	Steel

Steering

Steering Type	Pwr	Steering Ratio (:1), Overall	N/A
Steering Ratio (:1), On Center	N/A	Steering Ratio (:1), At Lock	N/A
Turning Diameter - Curb to Curb	52.7 ft	Turning Diameter - Wall to Wall	N/A

Brakes

Brake Type	Pwr	Brake ABS System	4-Wheel
Brake ABS System (Second Line)	N/A	Disc - Front (Yes or)	Yes
Disc - Rear (Yes or)	Yes	Front Brake Rotor Diam x Thickness	14.0 x 1.6 in
Rear Brake Rotor Diam x Thickness	14.1 x 1.3 in	Drum - Rear (Yes or)	N/A
Rear Drum Diam x Width	N/A		

This document contains information considered Confidential between GM and its Clients uniquely. The information provided is not intended for public disclosure. Prices, specifications, and availability are subject to change without notice, and do not include certain fees, taxes and charges that may be required by law or vary by manufacturer or region. Performance figures are guidelines only, and actual performance may vary. Photos may not represent actual vehicles or exact configurations. Content based on report preparer's input is subject to the accuracy of the input provided.
 Data Version 14774 Data Updated Sep 24, 2021 12:52:00 AM PDT.



Vehicle: [Fleet] 2022 Chevrolet Silverado 2500HD (CK20743) 4WD Crew Cab 159" Work Truck (Complete) ✓

Chassis

Fuel Tank

Fuel Tank Capacity, Approx	36 gal	Aux Fuel Tank Capacity, Approx	N/A
Fuel Tank Location	N/A	Aux Fuel Tank Location	N/A

Dimensions

Interior Dimensions

Passenger Capacity	6	Front Head Room	43.03 in
Front Leg Room	44.53 in	Front Shoulder Room	66.02 in
Front Hip Room	61.18 in	Second Head Room	40.12 in
Second Leg Room	43.4 in	Second Shoulder Room	65.3 in
Second Hip Room	60.24 in		

Exterior Dimensions

Wheelbase	158.94 in	Length, Overall w/o rear bumper	N/A
Length, Overall w/rear bumper	N/A	Length, Overall	249.95 in
Width, Max w/o mirrors	81.85 in	Height, Overall	79.82 in
Overhang, Front	N/A	Overhang, Rear w/o bumper	N/A
Front Bumper to Back of Cab	N/A	Cab to Axle	42.1 in
Cab to End of Frame	N/A	Ground to Top of Load Floor	N/A
Ground to Top of Frame	N/A	Frame Width, Rear	N/A
Ground Clearance, Front	10.12 in	Ground Clearance, Rear	10.12 in
Body Length	0.00 ft	Cab to Body	N/A

Cargo Area Dimensions

Cargo Box Length @ Floor	82.25 in	Cargo Box Width @ Top, Rear	N/A
Cargo Box Width @ Floor	71.4 in	Cargo Box Width @ Wheelhousings	51.85 in
Cargo Box (Area) Height	21 in	Tailgate Width	N/A
Cargo Volume	69.5 ft ³	Ext'd Cab Cargo Volume	N/A

This document contains information considered Confidential between GM and its Clients uniquely. The information provided is not intended for public disclosure. Prices, specifications, and availability are subject to change without notice, and do not include certain fees, taxes and charges that may be required by law or vary by manufacturer or region. Performance figures are guidelines only, and actual performance may vary. Photos may not represent actual vehicles or exact configurations. Content based on report preparer's input is subject to the accuracy of the input provided.
Data Version: 14774. Data Updated: Sep 24, 2021 12:52:00 AM PDT.



Vehicle: [Fleet] 2022 Chevrolet Silverado 2500HD (CK20743) 4WD Crew Cab 159" Work Truck (Complete)

Selected Model and Options

MODEL

CODE	MODEL	MSRP
CK20743	2022 Chevrolet Silverado 2500HD 4WD Crew Cab 159" Work Truck	\$42,800.00

COLORS

CODE	DESCRIPTION
GAZ	Summit White

EMISSIONS

CODE	DESCRIPTION	MSRP
YF5	Emissions, California state requirements	\$0.00

ENGINE

CODE	DESCRIPTION	MSRP
L8T	Engine, 6.6L V8	\$0.00

TRANSMISSION

CODE	DESCRIPTION	MSRP
MYD	Transmission, 6-speed automatic, heavy-duty	\$0.00

GVWR

CODE	DESCRIPTION	MSRP
C7A	Lowered GVWR, 10,000 lbs (4536 kg)	\$0.00

AXLE

CODE	DESCRIPTION	MSRP
GT4	Rear axle, 3.73 ratio	\$0.00

PREFERRED EQUIPMENT GROUP

CODE	DESCRIPTION	MSRP
1WT	Work Truck Preferred Equipment Group	\$0.00

This document contains information considered Confidential between GM and its Clients uniquely. The information provided is not intended for public disclosure. Prices, specifications, and availability are subject to change without notice, and do not include certain fees, taxes and charges that may be required by law or vary by manufacturer or region. Performance figures are guidelines only, and actual performance may vary. Photos may not represent actual vehicles or exact configurations. Content based on report preparer's input is subject to the accuracy of the input provided.
Data Version: 14774. Data Updated: Sep 24, 2021 12:52:00 AM PDT



Vehicle: [Fleet] 2022 Chevrolet Silverado 2500HD (CK20743) 4WD Crew Cab 159" Work Truck (Complete) (✓)

WHEELS

CODE	DESCRIPTION	MSRP
PYN	Wheels, 17" (43.2 cm) painted steel, Silver	\$0.00

TIRES

CODE	DESCRIPTION	MSRP
QHQ	Tires, LT245/75R17E all-season, blackwall	\$0.00

SPARE TIRE

CODE	DESCRIPTION	MSRP
ZHQ	Tire, spare LT245/75R17E all-season, blackwall	Inc.

PAINT

CODE	DESCRIPTION	MSRP
GAZ	Summit White	\$0.00

SEAT TYPE

CODE	DESCRIPTION	MSRP
AE7	Seats, front 40/20/40 split-bench	\$0.00

SEAT TRIM

CODE	DESCRIPTION	MSRP
H2G	Jet Black, Vinyl seat trim	\$0.00

RADIO

CODE	DESCRIPTION	MSRP
IOR	Audio system, Chevrolet Infotainment 3 system	\$0.00

ADDITIONAL EQUIPMENT - PACKAGE

CODE	DESCRIPTION	MSRP
ZLQ	WT Fleet Convenience Package	\$760.00

This document contains information considered Confidential between GM and its Clients uniquely. The information provided is not intended for public disclosure. Prices, specifications, and availability are subject to change without notice, and do not include certain fees, taxes and charges that may be required by law or vary by manufacturer or region. Performance figures are guidelines only, and actual performance may vary. Photos may not represent actual vehicles or exact configurations. Content based on report preparer's input is subject to the accuracy of the input provided.
Data Version: 14774. Data Updated: Sep 24, 2021 12:52:00 AM PDT



Vehicle: [Fleet] 2022 Chevrolet Silverado 2500HD (CK20743) 4WD Crew Cab 159" Work Truck (Complete)

ADDITIONAL EQUIPMENT - MECHANICAL

CODE	DESCRIPTION	MSRP
JL1	Trailer brake controller, integrated	\$275.00

ADDITIONAL EQUIPMENT - EXTERIOR

CODE	DESCRIPTION	MSRP
DBG	Mirrors, outside power-adjustable vertical trailing	Inc.
QT5	Tailgate, gate function manual with EZ Lift	Inc.

ADDITIONAL EQUIPMENT - INTERIOR

CODE	DESCRIPTION	MSRP
AQQ	Remote Keyless Entry	Inc.
K34	Cruise control, electronic	Inc.
Options Total		\$1,035.00

This document contains information considered Confidential between GM and its Clients uniquely. The information provided is not intended for public disclosure. Prices, specifications, and availability are subject to change without notice, and do not include certain fees, taxes and charges that may be required by law or vary by manufacturer or region. Performance figures are guidelines only, and actual performance may vary. Photos may not represent actual vehicles or exact configurations. Content based on report preparer's input is subject to the accuracy of the input provided.
Data Version: 14774. Data Updated Sep 24, 2021 12:52:00 AM PDT.



Vehicle: [Fleet] 2022 Chevrolet Silverado 2500HD (CK20743) 4WD Crew Cab 159" Work Truck (✓
Complete)

Standard Equipment

Package

Trailer Package includes trailer hitch, 7-pin connector and (CTT) Hitch Guidance (Deleted when (ZW9) pickup bed delete is ordered)

Mechanical

Durabed, pickup bed

Engine, 6.6L V8 with Direct Injection and Variable Valve Timing, gasoline, (401 hp [299 kW] @ 5200 rpm, 464 lb-ft of torque [629 N-m] @ 4000 rpm) (STD)

Transmission, 6-speed automatic, heavy-duty (STD) (Requires (L8T) 6.6L V8 gas engine.)

Rear axle, 3.73 ratio (Requires (L8T) 6.6L V8 gas engine. Not available with (L5P) Duramax 6.6L Turbo-Diesel V8 engine.)

GVWR, 10,450 lbs. (4740 kg) (STD) (Included and only available with CK20743 model and (L8T) 6.6L V8 gas engine with 17" wheels or CK20903 model and (L8T) 6.6L V8 gas engine with 18" or 20" wheels.)

Air filter, heavy-duty

Air filtration monitoring

Transfer case, two-speed electronic shift with push button controls (Requires 4WD models.)

Auto-locking rear differential

Four wheel drive

Cooling, external engine oil cooler

Cooling, auxiliary external transmission oil cooler

Battery, heavy-duty 720 cold-cranking amps/80 Amp-hr maintenance-free with rundown protection and retained accessory power (Included and only available with (L8T) 6.6L V8 gas engine.)

Alternator, 170 amps (Requires (L8T) 6.6L V8 gas engine.)

Frame, fully-boxed, hydroformed front section and a fully-boxed stamped rear section

Recovery hooks, front, frame-mounted, Black

Suspension Package

Steering, Recirculating Ball with smart flow power steering system

Brakes, 4-wheel antilock, 4-wheel disc with DURALIFE rotors

Brake lining wear indicator

Capless Fuel Fill (Requires (L8T) 6.6L V8 gas engine. Not available with (ZW9) pickup bed delete.)

Exterior

Wheels, 17" (43.2 cm) painted steel, Silver (STD)

Tires, LT245/75R17E all-season, blackwall (STD)

This document contains information considered Confidential between GM and its Clients uniquely. The information provided is not intended for public disclosure. Prices, specifications, and availability are subject to change without notice, and do not include certain fees, taxes and charges that may be required by law or vary by manufacturer or region. Performance figures are guidelines only, and actual performance may vary. Photos may not represent actual vehicles or exact configurations. Content based on report preparer's input is subject to the accuracy of the input provided.
Data Version: 14774. Data Updated: Sep 24, 2021 12:52:00 AM PDT.



Vehicle: [Fleet] 2022 Chevrolet Silverado 2500HD (CK20743) 4WD Crew Cab 159" Work Truck (✓
Complete)

Exterior

Tire, spare LT245/75R17E all-season, blackwall (STD) (Included and only available with (QH) LT245/75R17E all-season, blackwall tires with (E63) Durabed, pickup bed. Available to order when (ZW9) pickup bed delete and (QH) LT245/75R17E all-season, blackwall tires are ordered.)

Tire carrier lock keyed cylinder lock that utilizes same key as ignition and door (Deleted with (ZW9) pickup bed delete.)

Bumpers, front, Black

Bumpers, rear, Black

CornerStep, rear bumper

BedStep, Black integrated on forward portion of bed on driver and passenger side (Deleted when (ZW9) pickup bed delete is ordered.)

Moldings, beltline, Black

Cargo tie downs (12), fixed rated at 500 lbs per corner (Deleted with (ZW9) pickup bed delete.)

Grille (Front grille bar with "CHEVROLET" molded in Black, includes Black mesh inserts with small Gold bowtie emblem.)

Headlamps, halogen reflector with halogen Daytime Running Lamps

Taillamps with incandescent tail, stop and reverse lights

Lamps, cargo area, cab mounted integrated with center high mount stop lamp, with switch in bank on left side of steering wheel

Mirrors, outside high-visibility vertical trailering lower convex mirrors, manual-folding/extending (extends 3.31" [84.25mm]), molded in Black

Mirror caps, Black

Glass, solar absorbing, tinted

Tailgate, standard (Deleted with (ZW9) pickup bed delete.)

Tailgate and bed rail protection cap, top

Tailgate, locking, utilizes same key as ignition and door (Upgraded to (QT5) EZ Lift power lock and release tailgate when (ZLQ) WT Fleet Convenience Package or (PCV) WT Convenience Package is ordered. Not available with (ZW9) pickup bed delete.)

Tailgate, gate function manual, no EZ Lift (Deleted with (ZW9) pickup bed delete.)

Door handles, Black grained

Entertainment

Audio system, Chevrolet Infotainment 3 system 7" diagonal color touchscreen, AM/FM stereo. Additional features for compatible phones include: Bluetooth audio streaming for 2 active devices, voice command pass-through to phone, wired Apple CarPlay and Android Auto capable. (STD)

Audio system feature, 6-speaker system (Requires Crew Cab or Double Cab model.)

This document contains information considered Confidential between GM and its Clients uniquely. The information provided is not intended for public disclosure. Prices, specifications, and availability are subject to change without notice, and do not include certain fees, taxes and charges that may be required by law or vary by manufacturer or region. Performance figures are guidelines only, and actual performance may vary. Photos may not represent actual vehicles or exact configurations. Content based on report preparer's input is subject to the accuracy of the input provided.
Data Version: 14774. Data Updated: Sep 24, 2021 12:52:00 AM PDT.



Vehicle: [Fleet] 2022 Chevrolet Silverado 2500HD (CK20743) 4WD Crew Cab 159" Work Truck (Complete)

Entertainment

Bluetooth for phone connectivity to vehicle infotainment system

Interior

Seats, front 40/20/40 split-bench with upper covered armrest storage with fixed lumbar (STD)

Vinyl seat trim

Seat adjuster, driver 4-way manual

Seat adjuster, passenger 4-way manual

Seat, rear 60/40 folding bench (folds up), 3-passenger (includes child seat top tether anchor) (Requires Crew Cab or Double Cab model.)

Floor covering, rubberized-vinyl (Not available with LPO floor liners.)

Steering wheel, urethane

Steering column, Tilt-Wheel, manual with wheel locking security feature

Instrument cluster 6-gauge cluster featuring speedometer, fuel level, engine temperature, tachometer, voltage and oil pressure

Driver Information Center, 3.5" diagonal monochromatic display

Exterior Temperature Display located in radio display

Rear Seat Reminder (Requires Crew Cab or Double Cab model.)

Window, power front, drivers express up/down (Standard on Crew Cab and Double Cab models. On Regular Cab model, included and only available with (ZLQ) WT Fleet Convenience Package or (PCV) WT Convenience Package.)

Window, power front, passenger express down (Standard on Crew Cab and Double Cab models. On Regular Cab model, included and only available with (ZLQ) WT Fleet Convenience Package or (PCV) WT Convenience Package.)

Windows, power rear, express down (Not available with Regular Cab models.)

Door locks, power (Standard on Crew Cab and Double Cab models. On Regular Cab models, included and only available with (ZLQ) WT Fleet Convenience Package or (PCV) WT Convenience Package.)

USB ports, 2 (first row) located on instrument panel

Power outlet, front auxiliary, 12-volt

Air conditioning, single-zone

Air vents, rear, heating/cooling (Not available on Regular Cab models.)

Mirror, inside rearview, manual tilt

Assist handles front A-pillar mounted for driver and passenger, rear B-pillar mounted

This document contains information considered Confidential between GM and its Clients uniquely. The information provided is not intended for public disclosure. Prices, specifications, and availability are subject to change without notice, and do not include certain fees, taxes and charges that may be required by law or vary by manufacturer or region. Performance figures are guidelines only, and actual performance may vary. Photos may not represent actual vehicles or exact configurations. Content based on report preparer's input is subject to the accuracy of the input provided.
Data Version: 14774, Data Updated: Sep 24, 2021 12:52:00 AM PDT



Vehicle: [Fleet] 2022 Chevrolet Silverado 2500HD (CK20743) 4WD Crew Cab 159" Work Truck (Complete)

Safety-Mechanical

StabiliTrak stability control system with Proactive Roll Avoidance and traction control, includes electronic trailer sway control and hill start assist

Safety-Exterior

Daytime Running Lamps with automatic exterior lamp control

Safety-Interior

Airbags, Dual-stage frontal airbags for driver and front outboard passenger; Seat-mounted side-impact airbags for driver and front outboard passenger; Head-curtain airbags for front and rear outboard seating positions; Includes front outboard Passenger Sensing System for frontal outboard passenger airbag (Always use seat belts and child restraints. Children are safer when properly secured in a rear seat in the appropriate child restraint. See the Owner's Manual for more information.)

Rear Vision Camera (Deleted with (ZW9) pickup bed delete.)

Hitch Guidance dynamic single line to aid in trailer alignment for hitching (Deleted with (ZW9) pickup bed delete.)

Teen Driver a configurable feature that lets you activate customizable vehicle settings associated with a key fob, to help encourage safe driving behavior. It can limit certain available vehicle features, and it prevents certain safety systems from being turned off. An in-vehicle report card gives you information on driving habits and helps you to continue to coach your new driver

Tire Pressure Monitoring System with Tire Fill Alert (does not apply to spare tire)

Processing-Other

Trailer Information Label provides max trailer ratings for tongue weight, conventional, gooseneck and 5th wheel trailering (Not available with (ZW9) pickup bed delete.)

WARRANTY

Warranty Note: <<< Preliminary 2022 Warranty >>>

Basic Years: 3

Basic Miles/km: 36,000

Drivetrain Years: 5

Drivetrain Miles/km: 60,000

Drivetrain Note: HD Duramax Diesel: 5 Years/100,000 Miles; Qualified Fleet Purchases: 5 Years/100,000 Miles

Corrosion Years (Rust-Through): 6

Corrosion Years: 3

Corrosion Miles/km (Rust-Through): 100,000

Corrosion Miles/km: 36,000

Roadside Assistance Years: 5

Roadside Assistance Miles/km: 60,000

Roadside Assistance Note: HD Duramax Diesel: 5 Years/100,000 Miles; Qualified Fleet Purchases: 5 Years/100,000 Miles

Maintenance Note: 1 Year/1 Visit

This document contains information considered Confidential between GM and its Clients uniquely. The information provided is not intended for public disclosure. Prices, specifications, and availability are subject to change without notice, and do not include certain fees, taxes and charges that may be required by law or vary by manufacturer or region. Performance figures are guidelines only, and actual performance may vary. Photos may not represent actual vehicles or exact configurations. Content based on report preparer's input is subject to the accuracy of the input provided.

Data Version: 14774 Data Updated: Sep 24, 2021 12:52:00 AM PDT.



Vehicle: [Fleet] 2022 Chevrolet Silverado 2500HD (CK20743) 4WD Crew Cab 159" Work Truck (✓
Complete)

Window Sticker

SUMMARY

[Fleet] 2022 Chevrolet Silverado 2500HD (CK20743) 4WD Crew Cab 159" Work Truck MSRP:\$42,800.00

Interior:Jet Black, Vinyl seat trim

Exterior 1:Summit White

Exterior 2:No color has been selected.

Engine, 6.6L V8

Transmission, 6-speed automatic, heavy-duty

OPTIONS

CODE	MODEL	MSRP
CK20743	[Fleet] 2022 Chevrolet Silverado 2500HD (CK20743) 4WD Crew Cab 159" Work Truck	\$42,800.00
OPTIONS		
1WT	Work Truck Preferred Equipment Group	\$0.00
AE7	Seats, front 40/20/40 split-bench	\$0.00
AQQ	Remote Keyless Entry	Inc.
C7A	Lowered GVWR, 10,000 lbs. (4536 kg)	\$0.00
DBG	Mirrors, outside power-adjustable vertical trailing	Inc.
GAZ	Summit White	\$0.00
GT4	Rear axle, 3.73 ratio	\$0.00
H2G	Jet Black, Vinyl seat trim	\$0.00
IOR	Audio system, Chevrolet Infotainment 3 system	\$0.00
JL1	Trailer brake controller, integrated	\$275.00
K34	Cruise control, electronic	Inc.
L8T	Engine, 6.6L V8	\$0.00
MYD	Transmission, 6-speed automatic, heavy-duty	\$0.00
PYN	Wheels, 17" (43.2 cm) painted steel, Silver	\$0.00
QHJ	Tires, LT245/75R17E all-season, blackwall	\$0.00
QT5	Tailgate, gate function manual with EZ Lift	Inc.
YF5	Emissions, California state requirements	\$0.00
ZHQ	Tire, spare LT245/75R17E all-season, blackwall	Inc.

This document contains information considered Confidential between GM and its Clients uniquely. The information provided is not intended for public disclosure. Prices, specifications, and availability are subject to change without notice, and do not include certain fees, taxes and charges that may be required by law or vary by manufacturer or region. Performance figures are guidelines only, and actual performance may vary. Photos may not represent actual vehicles or exact configurations. Content based on report preparer's input is subject to the accuracy of the input provided.
Data Version: 14774. Data Updated: Sep 24, 2021 12:52:00 AM PDT.



Vehicle: [Fleet] 2022 Chevrolet Silverado 2500HD (CK20743) 4WD Crew Cab 159" Work Truck (Complete)

ZLQ	WT Fleet Convenience Package	\$760.00
SUBTOTAL		\$43,835.00
	Adjustments Total	\$0.00
	Destination Charge	\$1,695.00
	TOTAL PRICE	\$45,530.00

FUEL ECONOMY

Est City:N/A

Est Highway:N/A

Est Highway Cruising Range:N/A

This document contains information considered Confidential between GM and its Clients uniquely. The information provided is not intended for public disclosure. Prices, specifications, and availability are subject to change without notice, and do not include certain fees, taxes and charges that may be required by law or vary by manufacturer or region. Performance figures are guidelines only, and actual performance may vary. Photos may not represent actual vehicles or exact configurations. Content based on report preparer's input is subject to the accuracy of the input provided.
Data Version: 14774. Data Updated: Sep 24, 2021 12:52:00 AM PDT



Dealership Information

Zach Riedinger
Fleet Manager

American Chevrolet
4742 Mchenry Ave
Modesto, Ca 95356
209.648.8265
zriedinger@americancevrolet.com

Prepared By:

This document contains information considered Confidential between GM and its Clients uniquely. The information provided is not intended for public disclosure. Prices, specifications, and availability are subject to change without notice, and do not include certain fees, taxes and charges that may be required by law or vary by manufacturer or region. Performance figures are guidelines only, and actual performance may vary. Photos may not represent actual vehicles or exact configurations. Content based on report preparer's input is subject to the accuracy of the input provided.
Data Version: 14774. Data Updated: Sep 24, 2021 12:52:00 AM PDT



Vehicle: [Fleet] 2021 Chevrolet Silverado MD (CC56043) 2WD Crew Cab Work Truck (Complete)

Quote Worksheet

Base Price		MSRP
Dest Charge		\$53,300.00
Total Options		\$1,695.00
		\$10,415.00
Crane Body		Subtotal \$65,410.00
		\$82,987.00
Less Customer Discount		Subtotal Pre-Tax Adjustments \$82,987.00
		(\$6,000.00)
Trade-In		Subtotal Discount (\$6,000.00)
		\$0.00
		Subtotal Trade-In \$0.00
Tire Weight Tax		Taxable Price \$142,397.00
Sales Tax		\$26.64
	8.75%	\$12,459.74
		Subtotal Taxes \$12,486.38
		Subtotal Post-Tax Adjustments \$0.00
		Total Sales Price \$154,883.38

Dealer Signature / Date

Customer Signature / Date

This document contains information considered Confidential between GM and its Clients uniquely. The information provided is not intended for public disclosure. Prices, specifications, and availability are subject to change without notice, and do not include certain fees, taxes and charges that may be required by law or vary by manufacturer or region. Performance figures are guidelines only, and actual performance may vary. Photos may not represent actual vehicles or exact configurations. Content based on report preparer's input is subject to the accuracy of the input provided.
Data Version: 14790 Data Updated: Sep 26, 2021 5:10:00 AM PDT



Vehicle: [Fleet] 2021 Chevrolet Silverado MD (CC56043) 2WD Crew Cab Work Truck (✓ Complete)

Technical Specifications

Powertrain

Transmission

Drivetrain	Rear Wheel Drive	Trans Order Code	MBX
Trans Type	6	Trans Description Cont.	Automatic
Trans Description Cont. Again	N/A	First Gear Ratio (:1)	3.10
Second Gear Ratio (:1)	1.80	Third Gear Ratio (:1)	1.40
Fourth Gear Ratio (:1)	1.00	Fifth Gear Ratio (:1)	0.70
Sixth Gear Ratio (:1)	0.61	Reverse Ratio (:1)	N/A
Clutch Size	N/A	Trans Power Take Off	N/A
Final Drive Axle Ratio (:1)	N/A	Transfer Case Model	N/A
Transfer Case Power Take Off	N/A	Second Reverse Gear Ratio (:1)	N/A
Third Reverse Gear Ratio (:1)	N/A	Fourth Reverse Gear Ratio (:1)	N/A
Fifth Reverse Gear Ratio (:1)	N/A	Sixth Reverse Gear Ratio (:1)	N/A
Transmission Manufacturer	Allison	Transmission Type	A2750HS Allison

Engine

Engine Order Code	L5D	Engine Type	Turbocharged Diesel V8
Displacement	6.6L/402	Fuel System	Direct Injection
SAE Net Horsepower @ RPM	350 @ 2700	SAE Net Torque @ RPM	700 @ 1600
Engine Oil Cooler	Yes	Governed Engine Speed (RPM)	2900
Engine Series	Duramax		

Electrical

Cold Cranking Amps @ 0° F (Primary)	1100	Cold Cranking Amps @ 0° F (2nd)	1100
Cold Cranking Amps @ 0° F (3rd)	N/A	Maximum Alternator Capacity (amps)	150

Cooling System

Total Cooling System Capacity	48 qts
-------------------------------	--------

This document contains information considered Confidential between GM and its Clients uniquely. The information provided is not intended for public disclosure. Prices, specifications, and availability are subject to change without notice, and do not include certain fees, taxes and charges that may be required by law or vary by manufacturer or region. Performance figures are guidelines only, and actual performance may vary. Photos may not represent actual vehicles or exact configurations. Content based on report preparer's input is subject to the accuracy of the input provided.
Data Version: 14774. Data Updated: Sep 24, 2021 12:52:00 AM PDT



Vehicle: [Fleet] 2021 Chevrolet Silverado MD (CC56043) 2WD Crew Cab Work Truck (✓ Complete)

Vehicle

Vehicle

Axle Ratio - Low Rear (:1)	N/A	As Spec Curb Weight - Front	5178.00 lbs
As Spec Curb Weight - Rear	3240.00 lbs		

Chassis

Weight Information

Standard Weight - Front	0.00 lbs	Standard Weight - Rear	0.00 lbs
Total Weight	8768.00 lbs	Gross Axle Wt Rating - Front	8000 lbs
Gross Axle Wt Rating - Rear	15500 lbs	Curb Weight - Front	5178 lbs
Curb Weight - Rear	3240 lbs	Option Weight - Front	0.00 lbs
Option Weight - Rear	0.00 lbs	Reserve Axle Capacity - Front	2472.00 lbs
Reserve Axle Capacity - Rear	12260.00 lbs	As Spec'd Curb Weight	8418.00 lbs
As Spec'd Payload	15082.00 lbs	Gross Combined Wt Rating	37000 lbs
Cargo Weight	0.00 lbs	Gross Vehicle Weight	8768.00 lbs
Axle Weight	8768.00 lbs	Gross Axle Weight Rating	23500.00 lbs
Curb Weight	8418.00 lbs	Reserve Axle Capacity	14732.00 lbs
Total Option Weight	0.00 lbs	Payload Weight Front	0.00 lbs
Payload Weight Rear	0.00 lbs	Maximum Axle Rating Front	8000.00 lbs
Maximum Axle Rating Rear	15500.00 lbs	Maximum Axle Rating Total	23500.00 lbs
Gross Vehicle Weight Rating	23500.00 lbs	Front Payload	350.00 lbs
Rear Payload	0.00 lbs	Total Payload Weight (Cargo + Driver + Body)	350.00 lbs

Frame

Frame Type	High Strength Low Alloy Steel	Sect Modulus Rails Only	8.08 Front/10.93 Belly/8.47 Rear in ³
Frame RBM	404000 Front/546500 Belly/423500 Rear	Frame Strength	50000 lbs
Frame Thickness	0.3125 In		

Suspension

Suspension Type - Front	Multi-Leaf	Suspension Type - Rear	Multi-Leaf
-------------------------	------------	------------------------	------------

This document contains information considered Confidential between GM and its Clients uniquely. The information provided is not intended for public disclosure. Prices, specifications, and availability are subject to change without notice, and do not include certain fees, taxes and charges that may be required by law or vary by manufacturer or region. Performance figures are guidelines only, and actual performance may vary. Photos may not represent actual vehicles or exact configurations. Content based on report preparer's input is subject to the accuracy of the input provided.
Data Version: 14774, Data Updated: Sep 24, 2021 12:52:00 AM PDT.



Vehicle: [Fleet] 2021 Chevrolet Silverado MD (CC56043) 2WD Crew Cab Work Truck (✔ Complete)

Chassis

Suspension

Spring Capacity - Front	8000 lbs	Spring Capacity - Rear	15500 lbs
Axle Type - Front	I-Beam	Axle Type - Rear	Single Reduction
Axle Capacity - Front	8000 lbs	Axle Capacity - Rear	15500 lbs
Axle Ratio (:1) - Front	N/A	Axle Ratio (:1) - Rear	4.88
Shock Absorber Diameter - Front	51 mm	Shock Absorber Diameter - Rear	N/A
Stabilizer Bar Diameter - Front	N/A	Stabilizer Bar Diameter - Rear	N/A

Tires

Front Tire Order Code	XDV	Rear Tire Order Code	YAP
Spare Tire Order Code	N/A	Front Tire Size	225/70R19.5H
Rear Tire Size	225/70R19.5H	Spare Tire Size	N/A
Front Tire Capacity	8000 lbs	Rear Tire Capacity	15500 lbs
Spare Tire Capacity	N/A	Revolutions/Mile @ 45 mph - Front	649
Revolutions/Mile @ 45 mph - Rear	649	Revolutions/Mile @ 45 mph - Spare	N/A
Tire Rating Total	23500.00		

Wheels

Front Wheel Size	19.5 x 6.75 in	Rear Wheel Size	19.5 x 6.75 in
Spare Wheel Size	N/A	Front Wheel Material	Steel
Rear Wheel Material	Steel	Spare Wheel Material	N/A
Front Bolt Pattern	8 Hole JIS 10.83"	Rear Bolt Pattern	8 Hole JIS 10.83"
Spare Bolt Pattern	N/A		

Steering

Steering Type	Pwr	Steering Ratio (:1), On Center	16.6
Steering Ratio (:1), At Lock	19.6	Turning Diameter - Curb to Curb	55.7 ft
Turning Diameter - Wall to Wall	57.3 ft		

Brakes

Brake Type	Pwr	Brake ABS System	4-Wheel
Brake ABS System (Second Line)	N/A	Disc - Front (Yes or)	Yes

This document contains information considered Confidential between GM and its Clients uniquely. The information provided is not intended for public disclosure. Prices, specifications, and availability are subject to change without notice, and do not include certain fees, taxes and charges that may be required by law or vary by manufacturer or region. Performance figures are guidelines only, and actual performance may vary. Photos may not represent actual vehicles or exact configurations. Content based on report preparer's input is subject to the accuracy of the input provided.
 Data Version: 14774. Data Updated: Sep 24, 2021 12:52:00 AM PDT



Vehicle: [Fleet] 2021 Chevrolet Silverado MD (CC56043) 2WD Crew Cab Work Truck (✓ Complete)

Chassis

Brakes

Disc - Rear (Yes or)	Yes	Front Brake Rotor Diam x Thickness	15.375 x 1.625 in
Rear Brake Rotor Diam x Thickness	15.375 x 1.625 in	Drum - Front (Yes or)	N/A
Front Drum Diam x Width	N/A	Drum - Rear (Yes or)	N/A
Rear Drum Diam x Width	N/A		

Fuel Tank

Fuel Tank Capacity, Approx	40 gal	Aux Fuel Tank Capacity, Approx	N/A
Fuel Tank Location	Behind Rear Axle	Aux Fuel Tank Location	N/A

Trailer

Trailer Weight	0.0 lbs
----------------	---------

Dimensions

Interior Dimensions

Passenger Capacity	6	Front Head Room	42.8 in
Front Leg Room	45.28 in	Front Shoulder Room	64.84 in
Front Hip Room	60.75 in	Second Head Room	40.51 in
Second Leg Room	40.94 in	Second Shoulder Room	64.33 in
Second Hip Room	60.24 in		

Exterior Dimensions

Wheelbase	199 in	Length, Overall w/o rear bumper	N/A
Length, Overall	282.8 in	Width, Max w/o mirrors	84.0 in
Height, Overall	82.89 in	Overhang, Front	34.4 in
Overhang, Rear w/o bumper	49 in	Front Bumper to Back of Cab	149.48 in
Cab to Axle	84.09 in	Cab to End of Frame	133.4 in
Ground to Top of Load Floor	29.4 Front/32.1 Rear in	Ground to Top of Frame	N/A
Frame Width, Rear	34.1 in	Ground Clearance, Front	N/A
Ground Clearance, Rear	N/A	Body Length	0.0 ft
Cab to Body	3.0 in	Frontal Area	ft²

This document contains information considered Confidential between GM and its Clients uniquely. The information provided is not intended for public disclosure. Prices, specifications, and availability are subject to change without notice, and do not include certain fees, taxes and charges that may be required by law or vary by manufacturer or region. Performance figures are guidelines only, and actual performance may vary. Photos may not represent actual vehicles or exact configurations. Content based on report preparer's input is subject to the accuracy of the input provided.
 Data Version: 14774. Data Updated: Sep 24, 2021 12:52:00 AM PDT



Vehicle: [Fleet] 2021 Chevrolet Silverado MD (CC56043) 2WD Crew Cab Work Truck (Complete)

Medium Duty

Medium Duty Performance

Front Axle %	63.05	Rear Axle %	36.95
Driver Weight	350.0 lbs	Front Ground Load	5528.00 lbs
Rear Ground Load	3240.00 lbs	1st gear High Speed (High Axle Gear)	17.72 MPH
2nd gear High Speed (High Axle Gear)	30.52 MPH	3rd gear High Speed (High Axle Gear)	39.24 MPH
4th gear High Speed (High Axle Gear)	54.94 MPH	5th gear High Speed (High Axle Gear)	78.49 MPH
6th gear High Speed (High Axle Gear)	90.06 MPH	1st gear Low Speed (High Axle Gear)	9.78 MPH
2nd gear Low Speed (High Axle Gear)	16.84 MPH	3rd gear Low Speed (High Axle Gear)	21.65 MPH
4th gear Low Speed (High Axle Gear)	30.31 MPH	5th gear Low Speed (High Axle Gear)	43.30 MPH
6th gear Low Speed (High Axle Gear)	49.69 MPH	1st gear High Speed (Low Axle Gear)	N/A
2nd gear High Speed (Low Axle Gear)	N/A	3rd gear High Speed (Low Axle Gear)	N/A
4th gear High Speed (Low Axle Gear)	N/A	5th gear High Speed (Low Axle Gear)	N/A
6th gear High Speed (Low Axle Gear)	N/A	1st gear Low Speed (Low Axle Gear)	N/A
2nd gear Low Speed (Low Axle Gear)	N/A	3rd gear Low Speed (Low Axle Gear)	N/A
4th gear Low Speed (Low Axle Gear)	N/A	5th gear Low Speed (Low Axle Gear)	N/A
6th gear Low Speed (Low Axle Gear)	N/A	Reduction	28.69
Torque @ Clutch Engage	N/A	Starting Grade Index	N/A
1st Gear Tractive Effort (High Axle Gear)	7147.56	2nd Gear Tractive Effort (High Axle Gear)	4150.19
3rd Gear Tractive Effort (High Axle Gear)	3227.93	4th Gear Tractive Effort (High Axle Gear)	2305.66
5th Gear Tractive Effort (High Axle Gear)	1613.96	6th Gear Tractive Effort (High Axle Gear)	1406.45
1st Gear Tractive Effort (Low Axle Gear)	N/A	2nd Gear Tractive Effort (Low Axle Gear)	N/A
3rd Gear Tractive Effort (Low Axle Gear)	N/A	4th Gear Tractive Effort (Low Axle Gear)	N/A
5th Gear Tractive Effort (Low Axle Gear)	N/A	6th Gear Tractive Effort (Low Axle Gear)	N/A
1st Gear Gradeability (High Axle Gear)	27.63	2nd Gear Gradeability (High Axle Gear)	15.32
3rd Gear Gradeability (High Axle Gear)	11.26	4th Gear Gradeability (High Axle Gear)	6.67
5th Gear Gradeability (High Axle Gear)	2.01	6th Gear Gradeability (High Axle Gear)	0.00
1st Gear Gradeability (Low Axle Gear)	50.84	2nd Gear Gradeability (Low Axle Gear)	29.14
3rd Gear Gradeability (Low Axle Gear)	22.38	4th Gear Gradeability (Low Axle Gear)	15.44
5th Gear Gradeability (Low Axle Gear)	9.85	6th Gear Gradeability (Low Axle Gear)	7.98
Geared Road Speed	90.06 MPH	Actual Loaded Speed	78.5 MPH in 5th Hi @ 2900 RPM

This document contains information considered Confidential between GM and its Clients uniquely. The information provided is not intended for public disclosure. Prices, specifications, and availability are subject to change without notice, and do not include certain fees, taxes and charges that may be required by law or vary by manufacturer or region. Performance figures are guidelines only, and actual performance may vary. Photos may not represent actual vehicles or exact configurations. Content based on report preparer's input is subject to the accuracy of the input provided.
Data Version: 14774. Data Updated Sep 24, 2021 12:52:00 AM PDT



Vehicle: [Fleet] 2021 Chevrolet Silverado MD (CC56043) 2WD Crew Cab Work Truck (✔ Complete)

Medium Duty

Medium Duty Performance

Grade (%)	2.0	Maximum Speed Gradeability	MPH 14.43% @ 2504 RPM @ 65 MPH
Torque Converter	1.764	Maximum Capacity @ 0° F	2200.00
% of Body on Front Axle	40.75	% of Body on Rear Axle	59.25
Body Weight Front	0.00 lbs	Body Weight Rear	0.00 lbs
Actual Loaded Speed (First Part, MPH)	78.5 MPH	Actual Loaded Speed (Second Part, RPM)	2900
Actual Loaded Speed (Third Part, Gear)	5	Road Type	Concrete
Body Weight	0.0 lbs	Driver Weight Front	350.00 lbs
Driver Weight Rear	0.00 lbs	Medium Duty Body Type	None
Front Total Load	5528.00 lbs	Rear Total Load	3240.00 lbs

This document contains information considered Confidential between GM and its Clients uniquely. The information provided is not intended for public disclosure. Prices, specifications, and availability are subject to change without notice, and do not include certain fees, taxes and charges that may be required by law or vary by manufacturer or region. Performance figures are guidelines only, and actual performance may vary. Photos may not represent actual vehicles or exact configurations. Content based on report preparer's input is subject to the accuracy of the input provided.

Data Version: 14774. Data Updated: Sep 24, 2021 12:52:00 AM PDT.

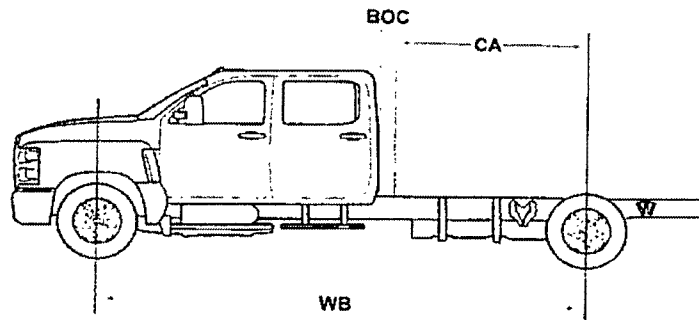


Vehicle: [Fleet] 2021 Chevrolet Silverado MD (CC56043) 2WD Crew Cab Work Truck (✔ Complete)

Weight Distribution

SPECIFICATION SUMMARY

Model #	CC56043
Truck/Tractor	
Wheelbase (WB)	199 in
Cab to Axle (CA)	84.09 in
Cab to Body/Swing Clear (BOC)	3.0 in
Body Length	0.0 ft
Body Weight	0.0 lbs
Cargo Weight	0.00 lbs
Front GAWR	8000 lbs
Rear GAWR	15500 lbs
GVWR	23500.00 lbs



CA: 84.09 in
 BOC: 3.0 in
 WB: 199 in

Fr%: 63.05 Rr%: 36.95
 Front Wt: 5528.00 lbs Rear Wt: 3240.00 lbs

GAWR/GVWR	GVW	Remaining Payload Wt
23500.00 lbs	8768.00 lbs	14,732.00 lbs

This document contains information considered Confidential between GM and its Clients uniquely. The information provided is not intended for public disclosure. Prices, specifications, and availability are subject to change without notice, and do not include certain fees, taxes and charges that may be required by law or vary by manufacturer or region. Performance figures are guidelines only, and actual performance may vary. Photos may not represent actual vehicles or exact configurations. Content based on report preparer's input is subject to the accuracy of the input provided.
 Data Version: 14774. Data Updated: Sep 24, 2021 12:52:00 AM PDT.



Vehicle: [Fleet] 2021 Chevrolet Silverado MD (CC56043) 2WD Crew Cab Work Truck (✔ Complete)

Weight Distribution

SPECIFICATION DETAILS

	Front Axle	Rear Axle	Total
Actual			
Chassis	5178.00 lbs	3240.00 lbs	8418.00 lbs
Body	0.00 lbs	0.00 lbs	0.0 lbs
Payload	0.00 lbs	0.00 lbs	0.00 lbs
Trailer			0.0 lbs
Totals	5528.00 lbs	3240.00 lbs	8768.00 lbs
Capacity			
Axle	8000 lbs	15500 lbs	23500.00 lbs
Suspension	8000 lbs	15500 lbs	23,500.00 lbs
Tire	8000 lbs	15500 lbs	23500.00
Total Axle Rating	8000.00 lbs	15500.00 lbs	23500.00 lbs

This document contains information considered Confidential between GM and its Clients uniquely. The information provided is not intended for public disclosure. Prices, specifications, and availability are subject to change without notice, and do not include certain fees, taxes and charges that may be required by law or vary by manufacturer or region. Performance figures are guidelines only, and actual performance may vary. Photos may not represent actual vehicles or exact configurations. Content based on report preparer's input is subject to the accuracy of the input provided.
Data Version: 14774. Data Updated: Sep 24, 2021 12:52:00 AM PDT



Vehicle: [Fleet] 2021 Chevrolet Silverado MD (CC56043) 2WD Crew Cab Work Truck (✔ Complete)

Selected Model and Options

MODEL

CODE	MODEL	MSRP
CC56043	2021 Chevrolet Silverado MD 2WD Crew Cab Work Truck	\$53,300.00

COLORS

CODE	DESCRIPTION
GAZ	Summit White

MODEL OPTION

CODE	DESCRIPTION	MSRP
R7P	6500 HD Series	Inc.

GVWR

CODE	DESCRIPTION	MSRP
DD7	GVWR, 23,500 lb. (10,659 kg)	\$6,450.00

REQUIRED OPTION

CODE	DESCRIPTION	MSRP
R6Y	37,000 lb. GCWR (16,782 kg)	\$0.00

ENGINE

CODE	DESCRIPTION	MSRP
L5D	Engine, Duramax 6.6L Turbo-Diesel V8, B20-Diesel compatible	\$0.00

POWER TAKE OFF

CODE	DESCRIPTION	MSRP
PTX	Power Take-Off (PTO), not installed	\$0.00

TRANSMISSION

CODE	DESCRIPTION	MSRP
MBX	Highway Service Transmission Automatic close-ratio 6 SPD with double overdrive, Allison, A2750HS	\$1,435.00

This document contains information considered Confidential between GM and its Clients uniquely. The information provided is not intended for public disclosure. Prices, specifications, and availability are subject to change without notice, and do not include certain fees, taxes and charges that may be required by law or vary by manufacturer or region. Performance figures are guidelines only, and actual performance may vary. Photos may not represent actual vehicles or exact configurations. Content based on report preparer's input is subject to the accuracy of the input provided.
Data Version: 14774. Data Updated: Sep 24, 2021 12:52:00 AM PDT



Vehicle: [Fleet] 2021 Chevrolet Silverado MD (CC56043) 2WD Crew Cab Work Truck (✔ Complete)

AXLE

CODE	DESCRIPTION	MSRP
008	Rear axle, 4.88 ratio	\$0.00

FRONT AXLE

CODE	DESCRIPTION	MSRP
FTL	Front axle, 8,000 lb., Dana/Spicer D800-N, "I"-beam, non-driving	\$500.00

FRONT SUSPENSION

CODE	DESCRIPTION	MSRP
FSN	Front suspension, 8,000 lb. (3,629 kg) multi-leaf, includes shock absorbers	\$100.00

REAR AXLE

CODE	DESCRIPTION	MSRP
J27	Rear axle, 15,500 lb. (7,031 kg), Dana Spicer S16-130, single reduction	\$775.00

REAR SUSPENSION

CODE	DESCRIPTION	MSRP
FU7	Rear suspension, 15,500 lb. (7,031 kg) multi-leaf, vari-rate	\$50.00

WHEELBASE

CODE	DESCRIPTION	MSRP
EM1	Wheelbase, 199" (505.5 cm), 84" CA	\$180.00

PREFERRED EQUIPMENT GROUP

CODE	DESCRIPTION	MSRP
1WT	Work Truck Preferred Equipment Group	\$0.00

WHEEL TYPE

CODE	DESCRIPTION	MSRP
PWQ	Wheels, 19.5" x 6.75", steel, Black painted, 8-holes, hub piloted	\$0.00

FRONT TIRES

CODE	DESCRIPTION	MSRP
XDV	Tires, front 225/70R19.5 H 130/128 L BW HWY Continental	\$130.00

This document contains information considered Confidential between GM and its Clients uniquely. The information provided is not intended for public disclosure. Prices, specifications, and availability are subject to change without notice, and do not include certain fees, taxes and charges that may be required by law or vary by manufacturer or region. Performance figures are guidelines only, and actual performance may vary. Photos may not represent actual vehicles or exact configurations. Content based on report preparer's input is subject to the accuracy of the input provided.
Data Version: 14774, Data Updated: Sep 24, 2021 12:52:00 AM PDT



Vehicle: [Fleet] 2021 Chevrolet Silverado MD (CC56043) 2WD Crew Cab Work Truck (✔ Complete)

REAR TIRES

CODE	DESCRIPTION	MSRP
YAP	Tires, rear 225/70R19.5 H 130/128 L BW HWY Continental	\$260.00

SPARE TIRE

CODE	DESCRIPTION	MSRP
9L3	Spare tire delete	\$0.00

PAINT SCHEME

CODE	DESCRIPTION	MSRP
ZY1	Paint, solid	\$0.00

PAINT

CODE	DESCRIPTION	MSRP
GAZ	Summit White	\$0.00

SEAT TYPE

CODE	DESCRIPTION	MSRP
AE7	Seats, front 40/20/40 split-bench, 3-passenger	\$0.00

SEAT TRIM

CODE	DESCRIPTION	MSRP
H2Q	Dark Ash seats with Jet Black Interior accents, Vinyl seat trim	\$0.00

RADIO

CODE	DESCRIPTION	MSRP
IO3	Audio system, 4.2" diagonal color display	\$0.00

ADDITIONAL EQUIPMENT - MECHANICAL

CODE	DESCRIPTION	MSRP
JL1	Trailer brake controller, integrated	\$275.00
UY7	Trailing provisions, trailing wire harness only, trailer combined (Stop/Tail/Turn) connection socket and harness mounted at rear of frame.	\$30.00

This document contains information considered Confidential between GM and its Clients uniquely. The information provided is not intended for public disclosure. Prices, specifications, and availability are subject to change without notice, and do not include certain fees, taxes and charges that may be required by law or vary by manufacturer or region. Performance figures are guidelines only, and actual performance may vary. Photos may not represent actual vehicles or exact configurations. Content based on report preparer's input is subject to the accuracy of the input provided.
Data Version: 14774. Data Updated: Sep 24, 2021 12:52:00 AM PDT.



Vehicle: [Fleet] 2021 Chevrolet Silverado MD (CC56043) 2WD Crew Cab Work Truck (✔ Complete)

ADDITIONAL EQUIPMENT - EXTERIOR

CODE	DESCRIPTION	MSRP
5DY	Electrical Provisions, rear of frame, upfitter, body bulder wiring	\$230.00

ADDITIONAL EQUIPMENT - OTHER

CODE	DESCRIPTION	MSRP
VQ1	Fleet Processing Option	\$0.00
Options Total		\$10,415.00

This document contains information considered Confidential between GM and its Clients uniquely. The information provided is not intended for public disclosure. Prices, specifications, and availability are subject to change without notice, and do not include certain fees, taxes and charges that may be required by law or vary by manufacturer or region. Performance figures are guidelines only, and actual performance may vary. Photos may not represent actual vehicles or exact configurations. Content based on report preparer's input is subject to the accuracy of the input provided.
Data Version: 14774. Data Updated: Sep 24, 2021 12:52:00 AM PDT.



Vehicle: [Fleet] 2021 Chevrolet Silverado MD (CC56043) 2WD Crew Cab Work Truck (✓ Complete)

Standard Equipment

Mechanical

4500 HD Series (Included and only available with (C7Y) 14,001 lb. GVWR, (C5B) 15,000 lb. GVWR, (C7P) 16,000 lb. GVWR or (C7R) 16,500 lb. GVWR.) (STD)

GVWR, 16,500 lb. (7484 kg) (Silverado 4500 HD 2WD Crew Cab models require one of the following combinations: (1) (FTA) 7k front axle and (FK6) 7k front suspension and (FN1) 10k rear axle or (GL4) 11k rear axle and (GR3) 11k rear suspension or (G40) 12K Rear air suspension. (2) (FTA) 7k front axle and (FK6) 7k front suspension and (HD1) 15k rear axle or (J27) 15.5k rear axle and one of the following rear suspensions: (GR4) 13.5k rear suspension, (FU7) 15.5k rear suspension, (GP1) 13.5K rear air suspension, (GP8) 15.5k rear air suspension, (91B) 13.5k LiquidSpring prep single volume rear suspension, (91C) 13.5k LiquidSpring prep stacked volume rear suspension, (91D) 15.5k LiquidSpring prep single volume rear suspension or (91E) 15.5k LiquidSpring prep stacked volume rear suspension.) (STD)

Emissions, 50 state certification

Emissions, USA 50 State certified

Engine, Duramax 6.6L Turbo-Diesel V8, B20-Diesel compatible 350 hp @ 2700 rpm, 700 lb.-ft. torque @ 1600 rpm (STD)

Highway Service Transmission, Automatic close-ratio 6 SPD with double overdrive, Allison, A1700HS ratios: 3.10 1ST, 1.80 2ND, 1.40 3RD, 1.00 4TH, 0.70 5TH, 0.61 6TH Highway Series, 19.5K GVW & 26K GCW Max., requires PTX and park pawl. Available with GVWs less than or equal to 19.5K (Requires (C7Y) 14,001 lb. GVWR, (C5B) 15,000 lb. GVWR, (C7P) 16,000 lb. GVWR, (C7R) 16,500 lb. GVWR, (GZX) 17,500 lb. GVWR, (GZJ) 18,000 lb. GVWR or (GZG) 19,500 lb. GVWR. Requires (R6G) 26,000 lb. GCWR (11,793 kg).) (STD)

Rear axle, 4.10 ratio Max road speed: 79 MPH

Wheelbase, 175" (444.5 cm), 60" CA (Requires (F0C) 49" axle to end of frame. Not available with (G40) 12,000 lb., (GP1) 13,500 lb. or (GP8) 15,500 lb. rear air suspension, or (NPK) Exhaust System.) (STD)

Front axle, 7,000 lb., Dana Spicer D800-N, "I"-beam, non-driving (Requires (FK6) 7,000 lb. (3,175 kg) front suspension.)

Front suspension, 7,000 lb. (3,175 kg) multi-leaf, includes shock absorbers (STD)

Rear axle, 10,000 lb. (4,536 kg) Dana Spicer S14-110, single reduction

Rear suspension, 11,000 (4,990 kg) multi-leaf, vari-rate (Not available with air suspension.) (STD)

Neutral-at-Stop Automatic transmission shifts to neutral when the service brake is depressed while the vehicle is at a complete stop, and remains in neutral until the service brake is released

Transmission shift control calibration, fuel sense Performance

Rear wheel drive

Batteries, heavy-duty dual 1100 cold-cranking amps includes battery box mounted to left side under cab

Alternator, 150 amps

Incomplete vehicle

Axle to End of Frame, 49" (Requires wheelbase (EM1) 199" or (FNV) 175". Not available with (G40), (GP1) or (GP8) rear air suspension)

This document contains information considered Confidential between GM and its Clients uniquely. The information provided is not intended for public disclosure. Prices, specifications, and availability are subject to change without notice, and do not include certain fees, taxes and charges that may be required by law or vary by manufacturer or region. Performance figures are guidelines only, and actual performance may vary. Photos may not represent actual vehicles or exact configurations. Content based on report preparer's input is subject to the accuracy of the input provided.
Data Version: 14774. Data Updated: Sep 24, 2021 12:52:00 AM PDT



Vehicle: [Fleet] 2021 Chevrolet Silverado MD (CC56043) 2WD Crew Cab Work Truck (✔ Complete)

Mechanical

Axle, Open rear axle, non-locking rear
Axle lubricant, rear, synthetic oil EmGard FE -75W-90
Steering, power (Bosch S2 8014 Plus)
Brakes, hydraulic, heavy duty Bosch/Meritor/Wabco system with 4-channel (ABS) (Includes (J69) driveline park brake.)
Fuel tank, rear only, 40 gallon mounted between frame side rails and behind rear axle
Fuel, diesel B20
Capped Fuel Fill
Exhaust system, rear exit
Exhaust brake

Exterior

Wheels, 19.5" x 6.75", steel, Black painted, 8-holes, hub piloted (STD)
Tires, front 225/70R19.5G highway blackwall Goodyear Max Axle Load: 7,940 lb. (Requires (YAL) Tires, rear 225/70R19.5G highway blackwall Goodyear, Max Axle Load: 15,000 lb. or (YMF) Tires, rear 225/70R19.5G traction blackwall Goodyear, Max Axle Load: 15,000 lb.) (STD)
Tires, rear 225/70R19.5G highway blackwall Goodyear Max Axle Load: 15,000 lb. (STD)
Spare tire delete (STD)
Wheel, spare delete
Bumper, front, Black
Assist steps
Front fender extension, mold-in-color Black (Not available with (FNP) Body color front fender extension.)
Grille, base, molded in color, Black
Grille guard screen, insect protection (mounted behind grille)
Headlamps, halogen projector-beam
Lamps, cargo area, cab mounted with switch on center switch bank
Lamps, Smoked Amber roof marker
Lamps, rear, stop/turn/backup (1-piece assembly) with license plate light
Mirrors, outside high-visibility vertical camper-style, Black with manual folding and extension and lower convex spotter glass
Glass, solar absorbing, tinted
Antenna, fixed mast
Door handles, Black

This document contains information considered Confidential between GM and its Clients uniquely. The information provided is not intended for public disclosure. Prices, specifications, and availability are subject to change without notice, and do not include certain fees, taxes and charges that may be required by law or vary by manufacturer or region. Performance figures are guidelines only, and actual performance may vary. Photos may not represent actual vehicles or exact configurations. Content based on report preparer's input is subject to the accuracy of the input provided.
Data Version: 14774. Data Updated Sep 24, 2021 12:52:00 AM PDT



Vehicle: [Fleet] 2021 Chevrolet Silverado MD (CC56043) 2WD Crew Cab Work Truck (✔ Complete)

Entertainment

Audio system, 4.2" diagonal color display AM/FM stereo with USB port and auxiliary jack (Requires (AE7) front 40/20/40 split-bench seat. Not available with (UE1) OnStar or (U2K) SiriusXM Radio.) (STD)

SiriusXM, delete

6-speaker audio system

Interior

Seats, front 40/20/40 split-bench, 3-passenger driver and front passenger recline with outboard head restraints and center fold-down armrest with storage. Vinyl has fixed lumbar and cloth has manually adjustable driver lumbar. (STD)

Interior trim, Jet Black/Dark Ash (Required and only available with (H2Q/H2R) Dark Ash seats with Jet Black interior accents.)

Seat trim, Vinyl

Seat, rear 60/40 folding bench (folds up), 3-passenger (includes child seat top tether anchor)

Seat Belt, Black

Floor covering, Graphite-colored rubberized-vinyl

Steering wheel, urethane

Steering column, manual Tilt-Wheel

Instrumentation, 6-gauge cluster featuring speedometer, fuel level, engine temperature, tachometer, voltage and oil pressure

Speedometer, miles/kilometers

Driver Information Center, 3.5-inch diagonal monochromatic display, provides warning messages and basic vehicle information

Upfitter switch kit, provides up to 4-30 amp circuits to facilitate installation of aftermarket electrical accessories located on the instrument panel

Windows, power with driver express up and down and express down on all other windows

Door locks, power

Cruise control, steering wheel-mounted

Air conditioning, single-zone

Mirror, inside rearview manual day/night

Visors, driver and front passenger, vinyl

Assist handle, front passenger and driver on A-pillars

Safety-Mechanical

Brake, parking, driveline park brake system

Electronic Stability Control System with Traction Control includes Electronic Trailer Sway Control and Hill Start Assist

This document contains information considered Confidential between GM and its Clients uniquely. The information provided is not intended for public disclosure. Prices, specifications, and availability are subject to change without notice, and do not include certain fees, taxes and charges that may be required by law or vary by manufacturer or region. Performance figures are guidelines only, and actual performance may vary. Photos may not represent actual vehicles or exact configurations. Content based on report preparer's input is subject to the accuracy of the input provided.

Data Version: 14774. Data Updated: Sep 24, 2021 12:52:00 AM PDT.



Vehicle: [Fleet] 2021 Chevrolet Silverado MD (CC56043) 2WD Crew Cab Work Truck (✔ Complete)

Safety-Mechanical

Traction control

Safety-Exterior

Daytime Running Lamps, with automatic exterior lamp control

Safety-Interior

Airbags, Single-stage frontal airbags for driver and front outboard passenger; Seat-mounted side-impact airbags for driver and front outboard passenger; Head-curtain airbags for front and rear outboard seating positions; (Always use seat belts and child restraints. Children are safer when properly secured in a rear seat in the appropriate child restraint. See the Owner's Manual for more information.)

Airbag deactivation switch, frontal passenger-side (Included and only available with (AY0) airbags.)

OnStar, delete

Horn, single-note

WARRANTY

Warranty Note: <<< Preliminary 2021 Warranty >>>

Basic Years: 3

Basic Miles/km: 36,000

Drivetrain Years (Allison Basic): 5

Drivetrain Years: 5

Drivetrain Miles/km (Allison Basic): Unlimited

Drivetrain Miles/km: 100,000

Drivetrain Note: Duramax Diesel

Corrosion Years (Rust-Through): 6

Corrosion Years: 3

Corrosion Miles/km (Rust-Through): 100,000

Corrosion Miles/km: 36,000

Roadside Assistance Years: 5

Roadside Assistance Miles/km: 100,000

Maintenance Note: 1 Year/1 Visit

This document contains information considered Confidential between GM and its Clients uniquely. The information provided is not intended for public disclosure. Prices, specifications, and availability are subject to change without notice, and do not include certain fees, taxes and charges that may be required by law or vary by manufacturer or region. Performance figures are guidelines only, and actual performance may vary. Photos may not represent actual vehicles or exact configurations. Content based on report preparer's input is subject to the accuracy of the input provided.
Data Version: 14774. Data Updated: Sep 24, 2021 12:52:00 AM PDT.



Vehicle: [Fleet] 2021 Chevrolet Silverado MD (CC56043) 2WD Crew Cab Work Truck (✔ Complete)

Window Sticker

SUMMARY

[Fleet] 2021 Chevrolet Silverado MD (CC56043) 2WD Crew Cab Work Truck

MSRP:\$53,300.00

Interior:Dark Ash seats with Jet Black interior accents, Vinyl seat trim

Exterior 1:Summit White

Exterior 2:No color has been selected.

Engine, Duramax 6.6L Turbo-Diesel V8, B20-Diesel compatible

Highway Service Transmission Automatic close-ratio 6 SPD with double overdrive, Allison, A2750HS

OPTIONS

CODE	MODEL	MSRP
CC56043	[Fleet] 2021 Chevrolet Silverado MD (CC56043) 2WD Crew Cab Work Truck	\$53,300.00
OPTIONS		
008	Rear axle, 4.88 ratio	\$0.00
1WT	Work Truck Preferred Equipment Group	\$0.00
5DY	Electrical Provisions, rear of frame, upfitter, body builder wiring	\$230.00
9L3	Spare tire delete	\$0.00
AE7	Seats, front 40/20/40 split-bench, 3-passenger	\$0.00
DD7	GVWR, 23,500 lb. (10,659 kg)	\$8,450.00
EM1	Wheelbase, 199" (505.5 cm), 84" CA	\$180.00
F5N	Front suspension, 8,000 lb. (3,629 kg) multi-leaf, includes shock absorbers	\$100.00
FTL	Front axle, 8,000 lb., Dana/Spicer D800-N, "I"-beam, non-driving	\$500.00
FU7	Rear suspension, 15,500 lb. (7,031 kg) multi-leaf, vari-rate	\$50.00
GAZ	Summit White	\$0.00
H2Q	Dark Ash seats with Jet Black interior accents, Vinyl seat trim	\$0.00
IO3	Audio system, 4.2" diagonal color display	\$0.00
J27	Rear axle, 15,500 lb. (7,031 kg), Dana Spicer S16-130, single reduction	\$775.00
JL1	Trailer brake controller, integrated	\$275.00
L5D	Engine, Duramax 6.6L Turbo-Diesel V8, B20-Diesel compatible	\$0.00

This document contains information considered Confidential between GM and its Clients uniquely. The information provided is not intended for public disclosure. Prices, specifications, and availability are subject to change without notice, and do not include certain fees, taxes and charges that may be required by law or vary by manufacturer or region. Performance figures are guidelines only, and actual performance may vary. Photos may not represent actual vehicles or exact configurations. Content based on report preparer's input is subject to the accuracy of the input provided.
Data Version: 14774. Data Updated: Sep 24, 2021 12:52:00 AM PDT.



Vehicle: [Fleet] 2021 Chevrolet Silverado MD (CC56043) 2WD Crew Cab Work Truck (✔ Complete)

MBX	Highway Service Transmission Automatic close-ratio 6 SPD with double overdrive, Allison, A2750HS	\$1,435.00
PTX	Power Take-Off (PTO), not installed	\$0.00
PWQ	Wheels, 19.5" x 6.75", steel, Black painted, 8-holes, hub piloted	\$0.00
R6Y	37,000 lb. GCWR (16,782 kg)	\$0.00
R7P	6500 HD Series	Inc.
UY7	Trailer provisions, trailering wire harness only, trailer combined (Stop/Tail/Turn) connection socket and harness mounted at rear of frame.	\$30.00
VQ1	Fleet Processing Option	\$0.00
XDV	Tires, front 225/70R19.5 H 130/128 L BW HWY Continental	\$130.00
YAP	Tires, rear 225/70R19.5 H 130/128 L BW HWY Continental	\$260.00
ZY1	Paint, solid	\$0.00
SUBTOTAL		\$63,715.00
Adjustments Total		\$0.00
Tire Weight Tax		\$26.64
Destination Charge		\$1,695.00
TOTAL PRICE		\$65,436.64

This document contains information considered Confidential between GM and its Clients uniquely. The information provided is not intended for public disclosure. Prices, specifications, and availability are subject to change without notice, and do not include certain fees, taxes and charges that may be required by law or vary by manufacturer or region. Performance figures are guidelines only, and actual performance may vary. Photos may not represent actual vehicles or exact configurations. Content based on report preparer's input is subject to the accuracy of the input provided.
Data Version: 14774. Data Updated: Sep 24, 2021 12:52:00 AM PDT.



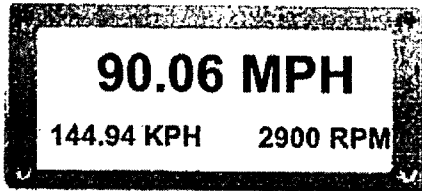
Vehicle: [Fleet] 2021 Chevrolet Silverado MD (CC56043) 2WD Crew Cab Work Truck (✔ Complete)

Geared Road Speed

SPECIFICATION SUMMARY

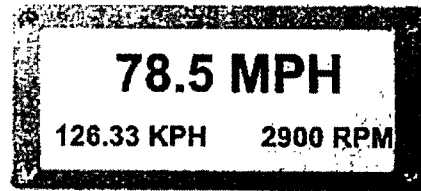
Model #	CC56043
Engine Order Code	L5D
Model Manufacturer	Duramax
Type	Turbocharged Diesel V8
Displacement	6.6L/402
Horsepower	350 @ 2700
Starting Torque	N/A
Transmission Order Code	MBX
Model Manufacturer	Allison
Type	6-Speed Automatic
Second Hip Room	60.24 in
Rear Axle Order Code	J27
Model Manufacturer	A2750HS Allison
Weight Rating	15500 lbs
Ratio:1	4.88
Rear Tires	225/70R19.5H
Revolutions/Mile Front	649
Revolutions/Mile Rear	649
Surface Type	Concrete
Desired Grade	2%

Geared Road Speed



0% Grade in 5th gear

Actual Loaded Speed



2% Grade in 5th gear

Note: Simulated speedometer appearance may not correspond with selected equipment.

This document contains information considered Confidential between GM and its Clients uniquely. The information provided is not intended for public disclosure. Prices, specifications, and availability are subject to change without notice, and do not include certain fees, taxes and charges that may be required by law or vary by manufacturer or region. Performance figures are guidelines only, and actual performance may vary. Photos may not represent actual vehicles or exact configurations. Content based on report preparer's input is subject to the accuracy of the input provided.
 Data Version: 14774. Data Updated Sep 24, 2021 12:52:00 AM PDT

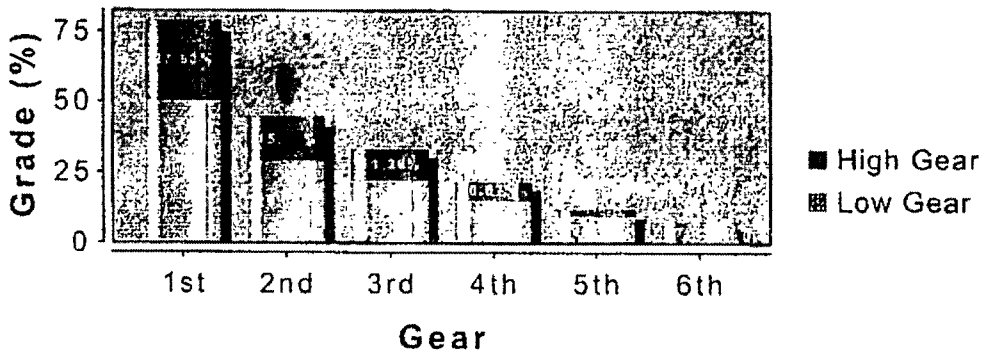


Vehicle: [Fleet] 2021 Chevrolet Silverado MD (CC56043) 2WD Crew Cab Work Truck (✔ Complete)

Gradeability Chart

SPECIFICATION SUMMARY

Model #	CC56043
Engine Order Code	L5D
Model Manufacturer	Duramax
Type	Turbocharged Diesel V8
Displacement	6.6L/402
Horsepower	350 @ 2700
Starting Torque	N/A
Transmission Order Code	MBX
Model Manufacturer	Allison
Type	6-Speed Automatic
Second Hip Room	60.24 in
Rear Axle Order Code	J27
Model Manufacturer	A2750HS Allison
Weight Rating	15500 lbs
Ratio:1	4.88
Rear Tires	225/70R19.5H
Revolutions/Mile Front	649
Revolutions/Mile Rear	649
Surface Type	Concrete
Desired Grade	2%



This document contains information considered Confidential between GM and its Clients uniquely. The information provided is not intended for public disclosure. Prices, specifications, and availability are subject to change without notice, and do not include certain fees, taxes and charges that may be required by law or vary by manufacturer or region. Performance figures are guidelines only, and actual performance may vary. Photos may not represent actual vehicles or exact configurations. Content based on report preparer's input is subject to the accuracy of the input provided.

Data Version: 14774. Data Updated: Sep 24, 2021 12:52:00 AM PDT.



Vehicle: [Fleet] 2021 Chevrolet Silverado MD (CC56043) 2WD Crew Cab Work Truck (✓ Complete)

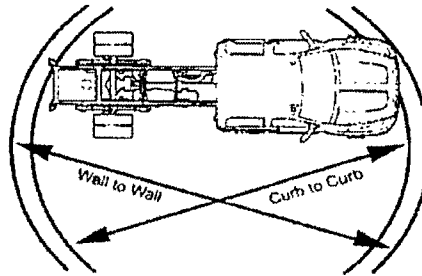
Turning Circle

SPECIFICATION SUMMARY

Model #	CC56043
Front Axle Order Code	FTL
Capacity (lbs)	8000 lbs
Wheelbase Order Code	EM1
Wheelbase (in)	199 in
Front Wheel Order Code	
Size/Type (in)	19.5 x 6.75 in
Front Tire Order Code	XDV
Size/Type	225/70R19.5H

Wall to Wall (ft): 57.3 ft

Wall to Wall diameter is measured from the outermost part of the cab.



Curb to Curb (ft): 55.7 ft

Curb to Curb diameter is measured from the outside of the front tire.

This document contains information considered Confidential between GM and its Clients uniquely. The information provided is not intended for public disclosure. Prices, specifications, and availability are subject to change without notice, and do not include certain fees, taxes and charges that may be required by law or vary by manufacturer or region. Performance figures are guidelines only, and actual performance may vary. Photos may not represent actual vehicles or exact configurations. Content based on report preparer's input is subject to the accuracy of the input provided.
Data Version: 14774. Data Updated Sep 24, 2021 12:52:00 AM PDT.

Bonnie Kirsch

From: Zachary Riedinger <zriedinger@americanchevrolet.com>
Sent: Friday, September 24, 2021 12:53 PM
To: Bonnie Kirsch
Subject: RE: Quote Request- City of Lathrop
Attachments: 20210924123108058.pdf

Hi Bonnie

Here is the information on the 6500.

L 3290-21 KMT1 Knapheide 6132DLR-44K: 11 ft crane body with torq-isolator crane support system. A-40 galvaneal compartments and doors, 3/16" treadplate floor, 1/8" tops and backs, full-seam continuously welded. 12 gauge bottom and end panels of compartments and double panel 14 gauge outside panels. Exclusive 12 stage K-coat protection includes 12 stages of cleaning, pre-treat, electrodeposition prime coat, rinse, and curing. (6) recessed cargo tie-downs in floor – 6,000# capacity, (2) heavy duty aluminum grab handles, and LED stop/tail/turn lights, clearance lights, & backup lights. 21" work surface bumper with thru compartment, vise plate, & 2.5" receiver tube. (2) Grip-Strut flex steps, (1) each side of rear tailshelf. 16" high double panel slam tailgate with center latch and flat space for tailgate graphics. KnapLiner: Commercial grade spray-on bed liner applied to cargo floor, sides, compartment tops, bulkhead, tailgate, and rear bumper Stellar 7621 Service Crane: Max 7,500lb lifting capacity (38,000ft-lbs), 21' hydraulic reach, planetary winch 60'/min speed, and double-acting cylinders w/integral holding valves. Filters, crane hook, snatch block, anti-two block device & hydraulic shutdown, 3/8" cable, boom support, wireless remote control (RF) with back up pendant control, PTO, hydraulic pump for crane, hydraulic reservoir with guard, & remote docking / charge station for crane remote Control Panel: Power Cell, controller and (8) button switch panel in the rear crane compartment. CAN-bus system with continuous working load of 115 amps, features built in overload current protection for the system and operator safety. Control panel with LCD display installed in cab Hydraulic Air Compressor: Boss 40 CFM hydraulic compressor with Reelcraft 50' x 1/2" hose reel and roller fairlead through the right rear compartment. FLR system and underbody air tank included with compressor. Welder Bracket: Welder mounting plate installed on the street side compartment top at rear Side Compartments: 44" high side packs and 60" high right front vertical compartment with automotive quality 3-pt T-handles 1st Vertical Side Compartment: 7 drawer unit – 3-3" high drawers, 3-5" hig

drawers, and 1-7" high drawer (street side) / Gas bottle retainer (2 bottles), vented top & bottom; Full height vertical partition with 3 adjustable divider shelves (curbside) 2nd Vertical Side Compartment: 2 adjustable divider shelves with 4 dividers each (street & curbside) 1st Horizontal Side Compartment: Bolt bin storage unit (street side) / bolt-in divider shelf with 8 dividers (curbside) 3rd Vertical Side Compartment: 2 adjustable divider shelves with 4 dividers each (street side) / Fixed shelf (curbside) Master Locking System: Secures one entire side of compartments with a padlock in one easy motion and acts as a visual theft deterrent Padlocks: (2) codeable padlocks by OEM ignition key for master locking system stowed in cab Cab Protector: with punched window Auxiliary Lighting: (4) LED work lights installed & LED compartment lights installed per each compartment except bottle gas compartment Strobe system: S/T/T backup lights with integrated strobes & built in reflectivity; (2) LED strobe lights installed on front grill Outriggers: Hydraulic out / hydraulic down at curbside and hydraulic down at street side Backup Alarm: 97 db audible alarm Backup Camera: OEM backup camera installed Trim Package: Full height aluminum rock guards installed on the front end panels and aluminum treadplate trim on slam tailgate in lieu of KnapLiner Trailer Plug: 7-way flat trailer plug installed Finish Paint: Body interior / exterior painted single stage to match cab

Options below can be added;